



# Express Eddie's Toolbox



## How to Use Dynamic Product Configurator

Woodworker Express makes choosing your configuration and the ordering process easy with Dynamic Product Configurators. We've taken the guesswork out of what components you need to order by providing step-by-step configurators. There's no need to try to figure out manufacturer specifications to see what you need.

1-855-993-4968 (Toll-free) [Coupons and Savings](#) Ship To: Welcome visitor you can [Log in](#) or [Create an account](#)

WOODWORKER EXPRESS

Enter keyword... **Cart:** 0 Items - \$0.00

[Home](#) [Catalog](#) [My Favorites](#) [My Account](#) [Shopping Cart](#) [Checkout](#)

Home :: Cabinet Hinges :: AVENTOS Lift Systems Print

**AVENTOS Lift Systems**

[Click here to start Dynamic Product Configurator or click on component below](#)

Looking for comfortable and ergonomic access to storage items in your cabinets? Check out the BLUM AVENTOS upwards opening systems. AVENTOS lift systems are available in multiple configurations for wood doors, wide doors, and narrow aluminum doors and is designed for multiple applications like "bi-fold doors", "lift up doors", "up and over doors" and "stay lift doors". Every AVENTOS system comes equipped with BLUMOTION technology that allows smooth, silent soft-closing every time. To make it even more advanced, the options of effortless touch-to-open (AVENTOS TIP-ON) or automatic open and close with Servo-Drive for AVENTOS are available. Even large and heavy doors can easily be opened with the touch of your hand or elbow which makes the solution extremely useful when you design for limited space, the healthcare industry or are simply looking for a modern contemporary look.

WoodworkerExpress.com makes choosing your configuration and ordering process easy with AVENTOS product configurator. Check it out today and make your kitchen, bathroom or office stand out!

 Lift Mechanism 37 products	 Cover Set 8 products	 Arm Set 14 products	 Door Mounting Hardware 11 products	 Cabinet Mounting Hardware 7 products	 Stabilizer Rods 4 products
 TIP-ON for AVENTOS 6 products	 AVENTOS Servo-Drive 3 products	 AVENTOS Accessories 6 products	 Templates for AVENTOS 1 products		

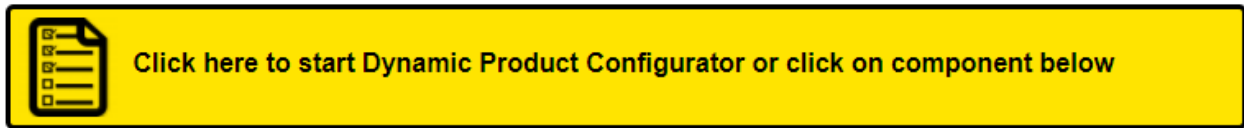
**Filter**

Manufacturer

BLUM, INC.

WoodworkerExpress.com also offers volume discounts. Please contact our customer service team to discuss your project at 855-993-4968 (Toll-free).

1. Click the yellow **Dynamic Product Configurator** button to get started.



2. The Configurator starts by letting you select the most basic component of the system you are trying to build.

The screenshot shows the Woodworker Express website interface. At the top, there is a navigation bar with a phone icon, the toll-free number 1-855-993-4968, a 'Coupons and Savings' button, a 'Ship To:' dropdown, and a welcome message with 'Log in' and 'Create an account' links. Below this is a search bar with the placeholder text 'Enter keyword...' and a 'Cart' summary showing '0 Items - \$0.00'. A main navigation menu includes 'Home', 'Catalog', 'My Favorites', 'My Account', 'Shopping Cart', and 'Checkout'. The main content area is titled 'AVENTOS' and features a 'Select Box Series' section with six options: HF Bi-Fold, HL Lift up Door, HK-S Stay Lift Door, HS Up-and-Over Door, HK Stay Lift Door, and HK-XS Stay Lift Door. On the left, there is a 'Reviews' section for 'Handi Solutions HSW2004, 4ft L x 12-1/4 H Slatwall Panel, Heavy-Gauge PVC, Garage Organization, Taupe, 8-Pack' with a 5-star rating and a review by Christian Sulit from Jan 18, 2017. A 'Reset Configuration' link is also visible in the top right of the main content area.

3. Click the system you want to build you want to build and the Configurator automatically shows you the next component you need to select.

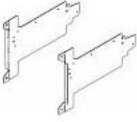
The screenshot shows the Woodworker Express website interface. At the top, there is a navigation bar with the phone number 1-855-993-4968 (Toll-free), a link to Coupons and Savings, a 'Ship To:' dropdown with a US flag, and a welcome message with links for 'Log in' and 'Create an account'. Below this is a search bar with the placeholder text 'Enter keyword...' and a magnifying glass icon. To the right of the search bar is a yellow cart icon with the text 'Cart: 0 Items - \$0.00'. A secondary navigation bar contains icons and labels for 'Home', 'Catalog', 'My Favorites', 'My Account', 'Shopping Cart', and 'Checkout'. The main content area features a 'Reviews' section on the left with a yellow header. The review is for 'Handi Solutions HSW2004, 4ft L x 12-1/4 H Slatwall Panel, Heavy-Gauge PVC, Garage Organization, Taupe, 8-Pack' and includes a 5-star rating and a user comment from Christian Sulit dated Jan 18, 2017. The main product configurator is titled 'AVENTOS' and includes a 'Reset Configuration' link. It has two dropdown menus: 'Select Box Series' (set to 'HF Bi-Fold') and 'Select Applicaton'. Below these are three selectable options with radio buttons and corresponding images: 'Wood Door', 'Narrow Aluminim Door', and 'Wide Aluminum Door'.

4. Continue selecting components and the Configurator builds your list of needed components for you.

Home > AVENTOS Lift Systems > AVENTOS Lift Systems

**AVENTOS** Reset Configuration

- Select Box Series **HF Bi-Fold**
- Select Applicaton **Wide Aluminum Door**
- Choose Motion Technology **BLUMOTION**
- Choose Lift Mechanism For Your Applicaton **20F2500.N5**
- Choose Cover Set For Your Lift Mechanism **20F8000.NA**
- Select Cabinet Height **18-7/8" - 22"**
- Select Arm Set For Your Application **06846283**
- Choose Door Mounting Hardware **175H3F00-R-L**
- Add Cabinet Mounting Hardware



**Blum 20F6001 AVENTOS HF Face  
Frame Mounting Bracket Set**  
SKU: 11310715  
Manufacturer's Part: 20F7001  
**\$20.16 Set**

Series HF Bi-Fold;  
Cabinet Type Frameless

Add to Configuration


**Not Needed**














After adding all of your components to the list, the Configurator presents you with a full list of component parts that you may add directly to your shopping cart.

**Your Custom Configuration**
Reset

Box Series : HF Bi-Fold  
 Applicaton : Wide Aluminum Door  
 Choose Motion Technology : BLUMOTION

---

 **See Red Truck next to the item? This item is in stock and ships same day from our warehouse if ordered by 4:00pm CST**

	Blum 20F2500.N5 Aventos HF Bi-Fold Lift Mechanism, Power Factor 471 - 880 SKU: 11183073   Mnfr #: 20F2500.N5	\$89.09 / Each	 <input style="width: 40px; height: 20px;" type="text" value="1"/>
	Blum 20F8000.NA Aventos HF Cover Set for Lift Mechanism, Right and Left Cover Plate SKU: 11183081   Mnfr #: 20F8000.NA	\$15.25 / Each	 <input style="width: 40px; height: 20px;" type="text" value="1"/>
	Blum 20F3200 AVENTOS HF Telescopic Arm Set for Bifold Lift System SKU: 11183075   Mnfr #: 06846283	\$32.84 / Each	<input style="width: 40px; height: 20px;" type="text" value="1"/>
	Blum 175H3F00 AVENTOS HF/HK-S CLIP Mounting Plate With Bracket Set SKU: 11230288   Mnfr #: 175H3F00-R-L	\$7.54 / Set	 <input style="width: 40px; height: 20px;" type="text" value="1"/>
	Blum 20F7011 Aventos HF 83 Degree Angle Restriction Clip SKU: 11183079   Mnfr #: 20F7011	\$1.78 / Each	 <input style="width: 40px; height: 20px;" type="text" value="1"/>
	Blum M31.2000 Aventos Servo-Drive Boring Template SKU: 11183463   Mnfr #: M31.2000	\$303.16 / Each	<input style="width: 40px; height: 20px;" type="text" value="1"/>
	Blum 606N-100 #6 x 5/8 Deep Thread Wood Screw, Phillips, 100 pack SKU: 10409379   Mnfr #: 606N-100	\$0.026 / Each Full Unit Price: \$2.60	 <input style="width: 40px; height: 20px;" type="text" value="100"/>
	Blum 71B950A 95 Degree CLIP Top BLUMOTION Narrow Aluminum Door Hinge, Soft-Close, Full Overlay, Screw-on SKU: 11183360   Mnfr #: 71B950A	\$5.49 / Each	<input style="width: 40px; height: 20px;" type="text" value="1"/>

---

**Total Cost of this configuration: \$437.75**

---

Add PONumber :  Amount of Boxes :

Add Configuration To Cart

5. Click the **Add Configuration to Cart** button and all of the needed components are added to your Shopping Cart.
6. Make adjustments to quantities or remove items you don't want at this time directly in the Shopping Cart and then click the **Checkout** button.